



Type A Sign Light 230V

Specification: Conforms to BS EN 12899-1:2007

Case material: Aluminium, powder coated grey or black as standard
 Lens material: High impact polycarbonate hinged lens
 Ingress protection: IP66
 Corrosion resistance: SP2
 Fixings: M8 x 20mm Anti-corrosion, Anti-Rotational

Mounting options: Single or double 76mm - 89mm diameter post top/through bracket

Wall mount bracket
 TESPA (banding or clamp)

Compatibility: Photocell (optional)
 CMS / DALI (optional)

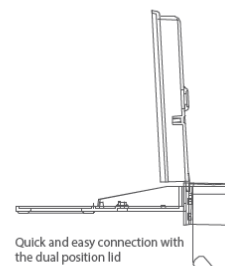
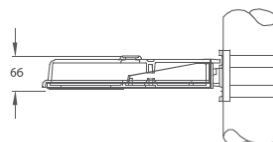
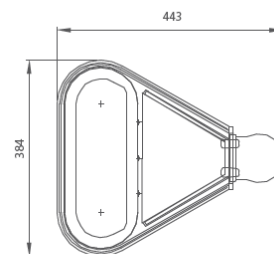
Gear Tray: 3 LED gear tray complete with quick connect plug + socket
 Nominal life expectancy: 50,000+ hrs.
 Voltage: 230 VAC
 Power consumption: 4.5w
 Power factor correction: ≥ 0.84

Colour rendering index: RA60

Charge code: 42 0005 0000 100

Recyclable: Yes

Maintenance: Clean external surfaces with a diluted mild detergent as required, paying particular attention to the lens and photocell window.



	Mean Illuminance	Uniformity of illuminance:
600mm circle	E2	UE3
750mm circle	E2	UE3
900mm circle	E2	UE2

NICOLE LED SIGN LIGHT

C&R Outdoor Lighting Ltd
www.crlighting.co.uk